

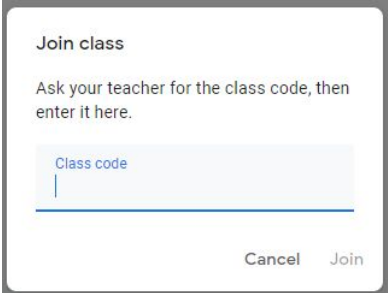


Accessing Google Classroom as a Student

To use this guide, you will need a **class code** from your teacher, which will be provided to you by your teacher's chosen communication method.

Step	Instruction	Screenshot
1	From any browser (preferably Chrome) go to http://classroom.google.com	
2	If prompted by a pop up, click on I'm a Student .	
3	In the top right corner of the page, click on the plus symbol.	
4	Enter the class code given to you by your teacher.	

For further support using Google please see our support site [here](#). For password resets, please log a job on the [TopDesk helpdesk](#). If you are a student, ask your teacher or tutor to do this for you.